



## WLS-1020 Stainless Steel Electronic Key Switch

### Recommended Specifications

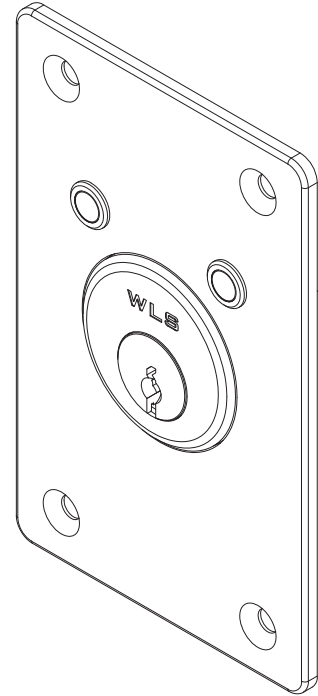
The WLS-1020 series key switch is used with an electromechanical swing or sliding lock in a correctional building. A key switch provides an additional security measure where key unlocking of electrical locks is routine. The key switch is wired to allow the on and off power switching from a central control station. The key for the key switch can be different than the lock key, which can be safe guard during power interruptions.

#### Standard switch shall include:

- WLS-TDM Mogul Cylinder
- 2 Momentary action switches that are activated by a clockwise or counterclockwise key turn
- Red and Green LED door status indication lights
- Quick disconnect wire leads
- 7ga. Stainless steel face plate
- (4) 12-24 Security Mounting bolts are provided

#### Options:

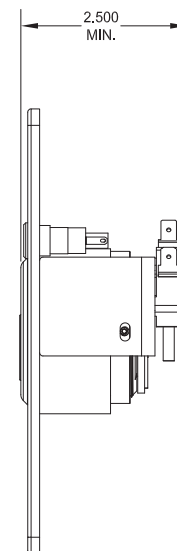
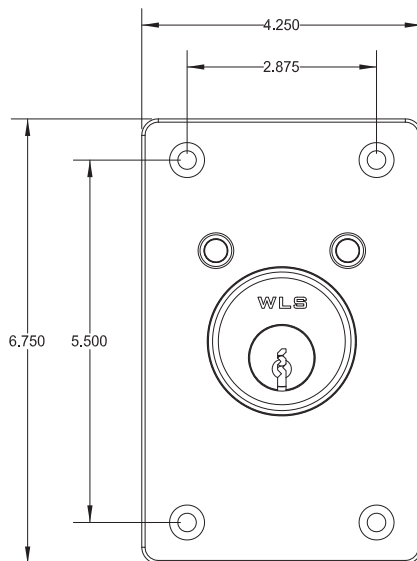
- MKS Mogul Cylinder Key Switch



To specify fixture and accessories, use the Model Number and Options.

Example: To specify a electronic key switch with a mogul cylinder.

Use the following Willoughby Model Number:  
**WLS-1020-MKS**



**WARNING:** Cancer and Reproductive Harm

- [www.P65Warnings.ca.gov](http://www.P65Warnings.ca.gov)

visit our website at [www.willoughbylocks.com](http://www.willoughbylocks.com)  
5105 West 78th Street • Indianapolis, IN. 46268  
(317) 875-0830 • Fax: (317) 875-0837 • (800) 428-4065



MADE IN THE U.S.A.